


# IS-MECH-2 and related parts

Part no. IS-MECH-2






IS-MECH-2



IS-MECH\_FA 50mm wide x 35mm



IS-MECH-2 57mm wide x 105mm long approx.



IS-MECH-2 30mm deep



Interlocking bar 6mm x 25mm



IS-MECH-2 end view